

## CHAPTER – 2A

### SUICIDES IN FARMING SECTOR

(Reasons: Bankruptcy, Farming, Family Issues, Illness, Drug Abuse & Others)

#### Introduction

As per Seventh Schedule of Constitution of India, Agriculture is in State list, hence overall responsibility of promotion and development of agriculture lies with the State Government. However, Government of India through Ministry of Agriculture & Farmers Welfare supervises & assists States/UTs in development & welfare of persons involved in agriculture.

Agriculture still continues to be the principal source of livelihood for more than 55 percent<sup>+</sup> of the population of the country. Despite involvement of more than 50 percent of workforce in agriculture sector, contribution of agriculture in Gross Domestic Product is merely 14 percent. Agricultural sector has not reached its full potential due to small land holdings, over dependency on Monsoon, insufficient irrigation facilities, cheap credit & insurance etc. Highly erratic/ inadequate Monsoon in last 2/3 years has aggravated the problems for persons engaged in farming sector, manifestations of these in extreme situations can be seen in the form of farmers' suicides. Considering the paramount importance of this issue, the NCRB in consultation with Ministry of Agriculture & Farmers Welfare and Ministry of Home Affairs started collecting data on exclusively farmer suicides since 2014. Data on suicides in farming sector now include suicides committed by farmers/cultivators as well as agricultural labourers.

For the purpose of this report, '**Farmers/Cultivators**' include persons whose profession is farming and who either cultivates his/her own land or who cultivate lease land with or without the assistance of agricultural labourers. '**Agricultural Labourers**' are those persons who primarily work in farming sector (agriculture/horticulture) and whose main source of income is from agricultural labour activities.

A total of 12,602 persons involved in farming sector (consisting of 8,007 farmers/cultivators and 4,595 agricultural labourers) have committed suicides during 2015, accounting for 9.4% of total suicides victims (1,33,623) in the country [Table-2A(A)].

<sup>+</sup> source 'India -2016', compiled by Ministry of Information and Broadcasting

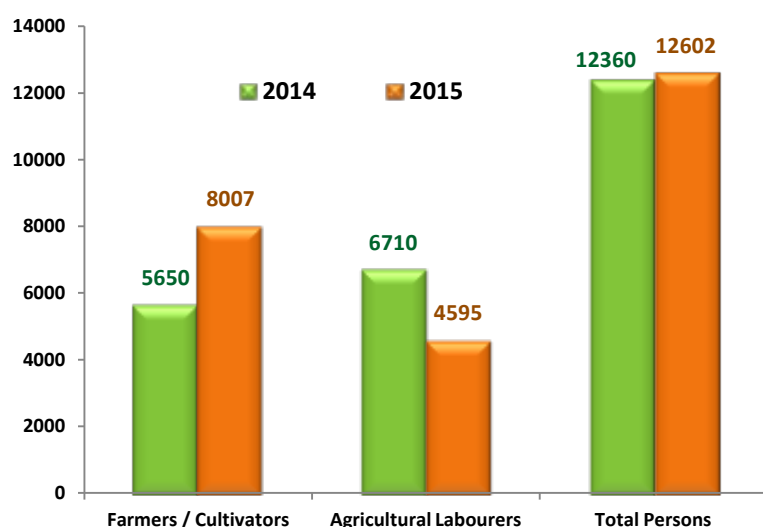
**Table – 2A(A)**  
**Features of Suicides in Farming Sector during 2013 - 2015**

Year	Suicides in Farming Sector	Total Suicides	Percentage share *
(1)	(2)	(3)	(4)
2013 <sup>@</sup>	11,772	1,34,799	8.7%
2014	12,360	1,31,666	9.4%
2015	12,602	1,33,623	9.4%
<b>Percentage Change</b>	2.0%	1.5%	

\*\*\*- [(Col.2/Col. 3)x100];

<sup>@</sup> - Collected under persons self-employed in Farming/Agriculture

**Figure – 2A.1**  
**Suicides Committed by Persons Associated with Farming Sector During 2014 – 2015**



State/UT-wise analysis reveals that majority of suicides by persons engaged in farming sector were reported in Maharashtra (4,291 suicides) followed by Karnataka (1,569 suicides), Telangana (1,400 suicides), Madhya Pradesh (1,290 suicides), Chhattisgarh (954 suicides), Andhra Pradesh (916 suicides) and Tamil Nadu (606 suicides) during 2015, they together accounted for 87.5% of total such suicides in the country (11,026 out of 12,602 suicides).

## Suicides by Farmers/Cultivators

A total of 8,007 farmers/cultivators have committed suicides during 2015.

Out of 8,007 farmers/cultivators suicides, a total of 7,566 were male and 441 were female during 2015.

The State/UT-wise information on the number of suicides committed by farmers/cultivators during the year 2015 is presented in **Table-2A.3**. Majority of suicides committed by farmers/cultivators were reported in Maharashtra (3,030) followed by 1,358 such suicides in Telangana and 1,197 suicides in Karnataka, accounting for 37.8%, 17.0% and 14.9% of total such suicides(8,007) respectively during 2015. Chhattisgarh (854 suicides), Madhya Pradesh (581 suicides) and Andhra Pradesh (516 suicides) accounted for 10.7%, 7.3% and 6.4% of the total farmer/cultivators suicides reported in the country respectively. These 6 States together reported 94.1% of the total farmer/cultivators suicides (7,536 out of 8,007 suicides) in the country during 2015.

Bihar, Goa, Himachal Pradesh, Jammu & Kashmir, Jharkhand, Mizoram, Nagaland, Uttarakhand and West Bengal along with all 7 UTs have report nil incident of farmers/cultivators suicides during 2015.

## Causes of Farmers/Cultivators Suicides

'Bankruptcy or Indebtedness' and 'Farming Related Issues' are reported as major causes of suicides among farmers/cultivators, accounting for 38.7% (3,097 out of 8,007 suicides) and 19.5% (1,562 out of 8,007 suicides) of total such suicides respectively during 2015. The other prominent causes of farmer/cultivators suicides were 'Family Problems' (933 suicides), 'Illness' (842 suicides) and 'Drug Abuse/Alcoholic Addiction' (330 suicides), accounting for 11.7%, 10.5% and 4.1% of total

farmers/cultivators` suicides respectively [Table-2A.2].

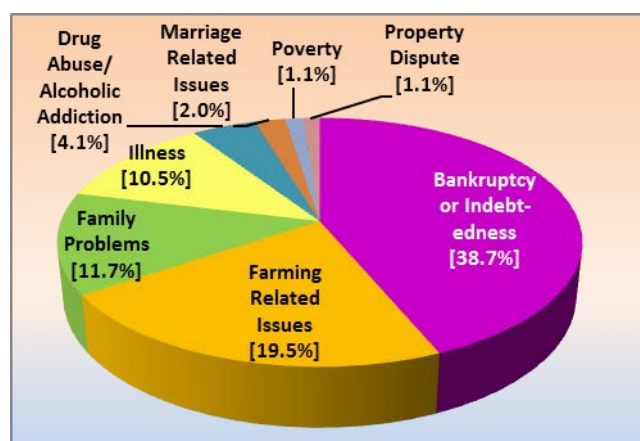
During 2015, major causes of suicides among male farmers/cultivators were reported as 'Bankruptcy or Indebtedness' (2,978 suicides) and 'Farming Related Issues' (1,494 suicides), which accounted for 39.4% and 19.7% of total male farmers/cultivators suicides respectively. Similarly in female farmers/cultivators Suicides, 'Bankruptcy or Indebtedness' followed by 'Family Problems', were major causes of suicides, accounting for 27.0% (119 out of 441 suicides) and 18.1% (80 suicides) of total suicides by female farmers/cultivators respectively during 2015. 'Farming Related Issues' and 'Illness' both accounted for 15.4% (68 suicides each) during 2015.

State and UT-wise details on various causes of suicides committed by farmers/cultivators suicides are presented in **Table-2A.3**.

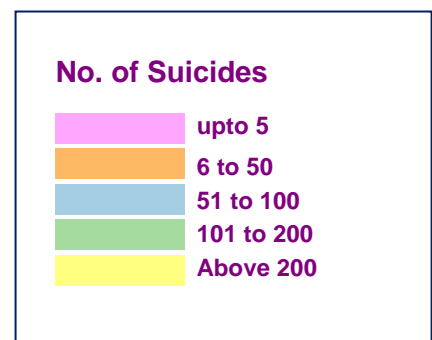
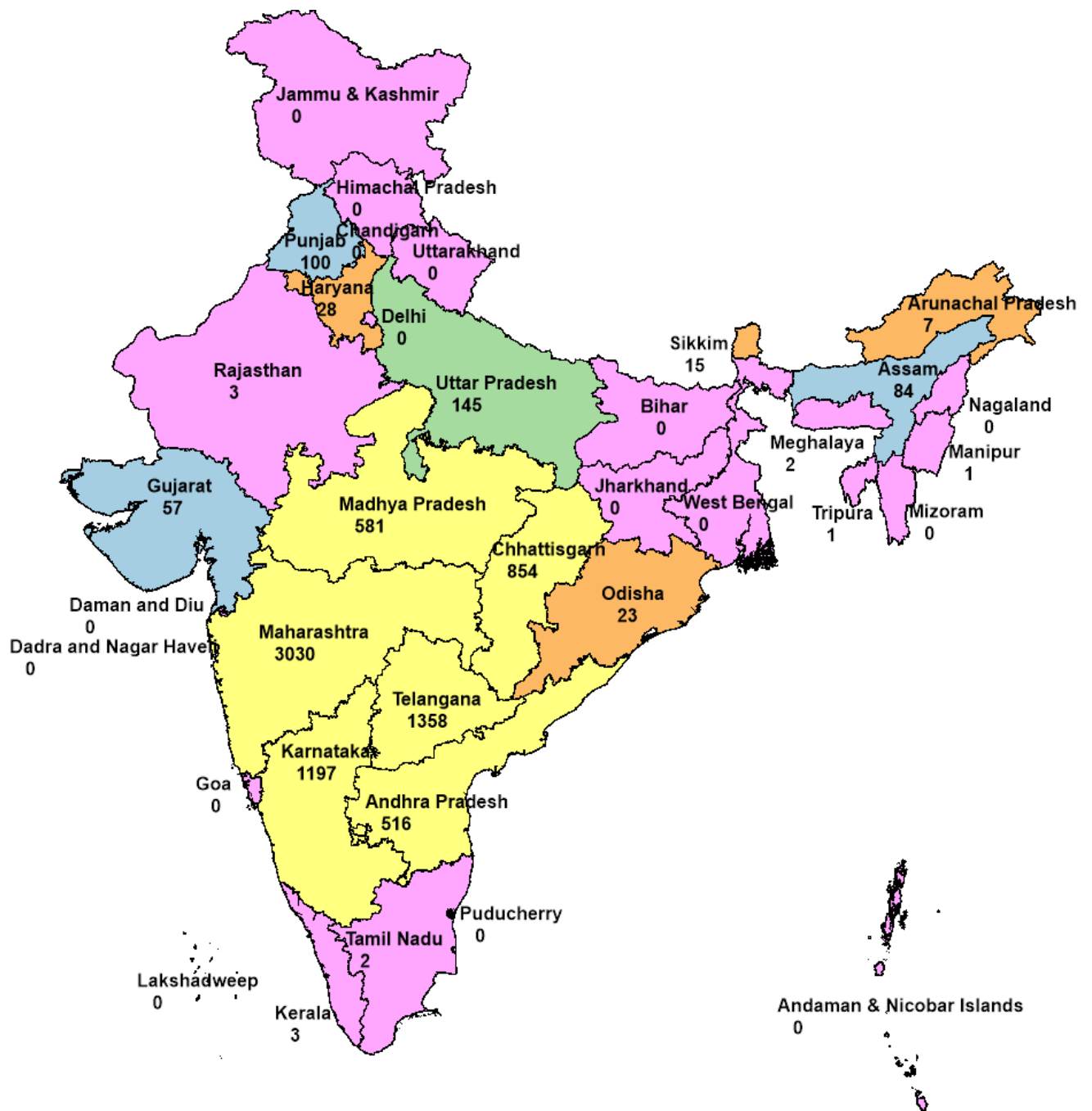
42.7% suicides in Maharashtra (1,293 out of 3,030 suicides), 79.0% in Karnataka (946 out of 1,197 suicides) and 46.5% suicides in Telangana (632 out of 1,358 suicides) were due to 'Bankruptcy or Indebtedness'. 31.5% suicides in Madhya Pradesh (183 out of 581 suicides) were due to 'Family Problems'.

Figure – 2A.2

Percentage Share of Major Causes of Suicides among Farmers/Cultivators during 2015



## STATE/UT - WISE SUICIDES COMMITTED BY FARMERS/CULTIVATORS DURING 2015



Map Powered by DevInfo, UNICEF

27 suicides in Maharashtra, 20 suicides in Telangana, 13 suicides in Andhra Pradesh and 12 suicides in Assam were committed by farmers/cultivators due to 'Poverty', these States together accounted for 78.3% of total such suicides(92) during 2015. 12 farmers/cultivators have committed suicides due to 'Extra-marital Affairs' in Chhattisgarh, accounting for 60.0% of total such suicides (60) in the country during 2015. Majority of suicides committed by farmers/cultivators due to 'Family Problems' were reported in Maharashtra (383 suicides), Madhya Pradesh (183 suicides) and Chhattisgarh (153 suicides), these States together accounted for 77.1% of total such suicides in the country (933 suicides). A total of 795 out of 1,562 suicides committed by farmers/cultivators due to 'Farming Related Issues' were reported in Maharashtra alone, accounting for 50.9% of total such suicides in the country during 2015. Majority of suicides committed by farmers/cultivators due to 'Illness' were reported in Chhattisgarh (223 suicides), Maharashtra (214 suicides), Telangana (160 suicides) and Madhya Pradesh (150 suicides) during 2015. A total of 170 out of 330 suicides committed by farmers/cultivators due to 'Drug Abuse/Alcoholic Addiction' were reported in Maharashtra alone, accounting for 51.5% of total such suicides during 2015.

Among 3,097 suicides committed by farmers/cultivators due to 'Bankruptcy or Indebtedness', 2,474 farmers/cultivator have taken loan from 'Financial Institutions like Bank/Registered Micro Financial Institutions' and 302 of them have taken loan from 'Money Lenders' during 2015.

#### Land Holding Status of Farmers/Cultivators who have Committed Suicides

As per land holding status, farmers have been classified in four categories namely 'Marginal Farmers/Cultivators' (having less than 1 hectare of land), 'Small Farmers/Cultivators' (having 1 hectare to below 2 hectare of land), 'Medium Farmers/Cultivators' (having 2 hectare to below 10 hectare of land) and 'Large Farmers/Cultivators' (having more than 10 hectare of land). This classification is meant for statistical purpose only. The land holding status of farmers who have committed suicides is presented in **Table-2A.4**.

Land holding status of farmers/cultivators who committed suicide during 2015 revealed that 45.2% and 27.4% of total such victims were 'Small Farmers/Cultivators'(3,618) and 'Marginal Farmers/Cultivators' (2,195) respectively, these together accounted for 72.6% of total farmers/cultivators' suicides (5,813 out of 8,007).

Out of 2,195 suicides committed by 'Marginal Farmers/Cultivators', 834 and 354 such suicides were reported in Maharashtra and Chhattisgarh, accounting for 38.0% and 16.1% of total such victims respectively during 2015. Among suicides committed by 'Small Farmers/Cultivators', 35.5% and 20.1% were reported in Maharashtra (1,285 out of 3,618) and Karnataka (751 out of 3,618) respectively. A total of 160 'Large Farmers/Cultivators' have committed suicides in the year 2015, among them majority incidents were reported in Telangana (79 suicides) and Chhattisgarh (37 suicides).

Age group-wise and sex-wise data is presented below at **Table-2A(B)**. Majority of victims belong to 30 years & above - Below 60 years of age group accounting for 71.6% of total farmers/cultivators suicides during 2015.

**Table – 2A(B)**  
**Age Group -wise Farmers/Cultivators who have Committed Suicide during 2015**

Sex / Age	Below 18	18-30 yrs	30 – 60 yrs	60 yrs & Above	Total
<b>Male</b>	31	1,396	5,455	684	7,566
<b>Female</b>	11	117	275	38	441
<b>Transgender</b>	0	0	0	0	0
<b>Total</b>	<b>42</b>	<b>1,513</b>	<b>5,730</b>	<b>722</b>	<b>8,007</b>
<b>% Share</b>	0.5%	18.9%	71.6%	9.0%	100%

Except farmers/cultivator falling under age group '30 years & above – below 60 years' (from 65.7% in 2014 to 71.6% in 2015), the percentage share of remaining age groups w.r.t. total such suicides have decreased during 2015 over 2014.

Cause and age group-wise distribution of farmers' suicides is presented in **Table-2A(C)**.

## Suicides by Agricultural Labourers

A total of 4,595 agricultural labourers have committed suicides during 2015.

Out of 4,595 suicides committed by agricultural labourers during 2015, 4,018 were male and 577 were female.

The State/UT-wise information on the suicides committed by agricultural labourers during the year 2015 is presented in **Table-2A.6**.

State/UT-wise analysis reveals that majority of such suicides were reported in Maharashtra (1,261 suicides) followed by Madhya Pradesh (709 suicides), Tamil Nadu (604 suicides), Andhra Pradesh (400 suicides), Karnataka (372 suicides), Gujarat (244 suicides) and Kerala (207 suicides), these States together accounted for 82.6% of total such suicides (3,797 out of 4,595 suicides) in the country during 2015.

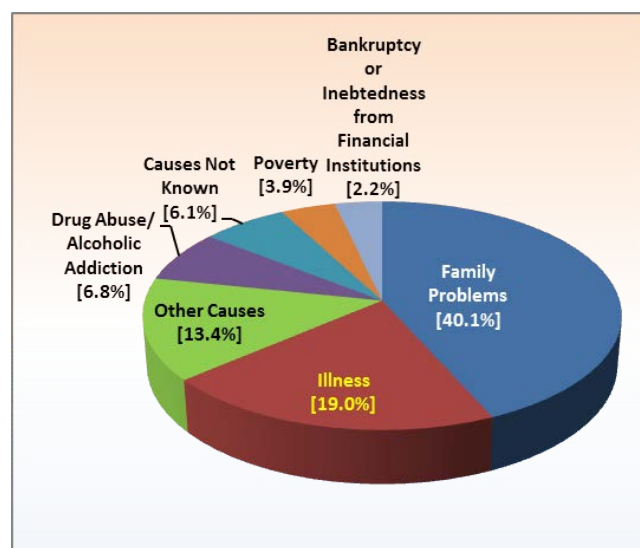
Goa, Manipur and West Bengal and all UTs (except Puducherry) have reported nil incident of agricultural labourers` suicides during 2015.

### Causes of Suicides among Agricultural Labourers

‘Family Problems’ followed by ‘Illness’ are reported as major causes of suicides among agricultural labourers, accounting for 40.1% (1,843 out of 4,595 suicides) and 19.0%(872 out of 4,595 suicides) of total such suicides respectively during 2015. The other prominent causes of suicides among agricultural labourers were reported as ‘Drug Abuse/Alcoholic Addiction’ (312 suicides), ‘Poverty’ (178 suicides), ‘Bankruptcy / Indebtedness from Financial Institutions’ (155 suicides), ‘Bankruptcy / Indebtedness from Non-Financial Institutions/Money Lenders’ (100 suicides), ‘Property Disputes’ (93 suicides) and ‘Marriage Related Issues (Dowry, Non-settlement of marriage, Divorce etc.)’ (90 suicides), accounting for 6.8%, 3.9%, 3.4%, 2.2%, 2.0% and 2.0% of total such suicides respectively [Table-2A.5].

Figure – 2A.3

Percentage Share of Major Causes of Suicides among Agricultural Labourers during 2015



State and UT-wise details on various causes of agricultural labourers’ suicides are presented in **Table-2A.5**. 38.5% suicides in Maharashtra (486 out of 1,261 suicides), 47.4% in Madhya Pradesh(336 out of 709 suicides) and 56.6% suicides in Tamil Nadu(342 out of 604 suicides) were due to ‘Family Problems’.


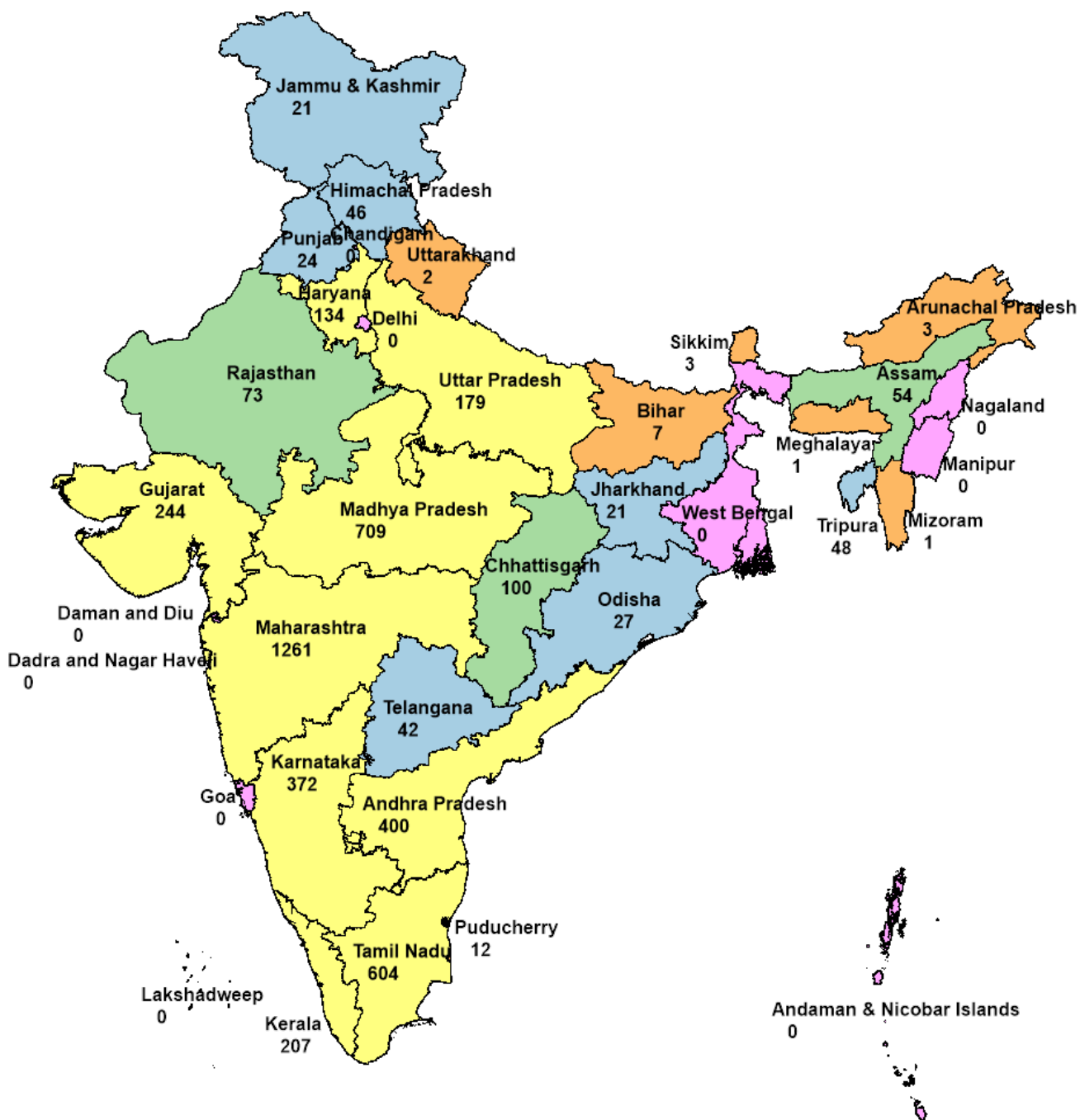
Age group, sex and Cause-wise data is presented at **Table-2A(D)**. Majority of victims belonged to 30 years & above - Below 60 years of age group accounting for 60.1% of total agricultural labourers` suicides during 2015.

Table – 2A(B)

Age Group-wise Agricultural Labourers who Committed Suicide during 2015

Sex / Age	Below 18	18-30 yrs	30 – 60 yrs	60 yrs & Above	Total
Male	68	1,071	2,467	412	4,016
Female	48	199	294	36	577
Transgender	0	0	0	0	0
<b>Total</b>	<b>116</b>	<b>1,270</b>	<b>2,761</b>	<b>448</b>	<b>4,595</b>
<b>% Share</b>	<b>2.5%</b>	<b>27.6%</b>	<b>60.1%</b>	<b>9.8%</b>	<b>100%</b>

## STATE/UT -WISE SUICIDES COMMITTED BY AGRICULTURAL LABOURERS DURING 2015



Map Powered by DevInfo, UNICEF

**Table – 2A(C)**  
**Age and Gender - wise Distribution of Suicides Committed by Farmers/Cultivators during 2015**

Sl. No.	Cause	Below 18 years				18 yrs. – Below 30 years				30 yrs. – Below 45 years			
		M	F	Tr	T	M	F	Tr	T	M	F	Tr	T
(1)	(2)	(3)	(4)	(5)	(6)	(7)	(8)	(9)	(10)	(11)	(12)	(13)	(14)
1	Poverty	1	0	0	1	14	0	0	14	33	0	0	33
2	Property Dispute	3	0	0	3	19	0	0	19	32	0	0	32
3	<b>Marriage Related Issues</b>	<b>1</b>	<b>3</b>	<b>0</b>	<b>4</b>	<b>47</b>	<b>24</b>	<b>0</b>	<b>71</b>	<b>44</b>	<b>13</b>	<b>0</b>	<b>57</b>
	3.1 Non Settlement of Marriage	0	0	0	0	17	0	0	17	5	1	0	6
	3.2 Dowry Related Issues	0	1	0	1	3	11	0	14	1	1	0	2
	3.3 Extra Marital Affairs	0	0	0	0	4	1	0	5	14	1	0	15
	3.4 Divorce	1	0	0	1	1	0	0	1	1	0	0	1
	3.5 Others	0	2	0	2	22	12	0	34	23	10	0	33
4	Family Problems	8	0	0	8	192	23	0	215	365	34	0	399
5	<b>Farming Related Issues</b>	<b>2</b>	<b>0</b>	<b>0</b>	<b>2</b>	<b>258</b>	<b>10</b>	<b>0</b>	<b>268</b>	<b>604</b>	<b>27</b>	<b>0</b>	<b>631</b>
	5.1 Failure of Crop (Total)	2	0	0	2	252	10	0	262	602	27	0	629
	5.1.1 Due to Natural Calamities	0	0	0	0	168	3	0	171	334	8	0	342
	5.1.2 Due to Other Reasons	2	0	0	2	84	7	0	91	268	19	0	287
	5.2 Inability to Sell	0	0	0	0	6	0	0	6	2	0	0	2
6	<b>Illness</b>	<b>3</b>	<b>2</b>	<b>0</b>	<b>5</b>	<b>137</b>	<b>19</b>	<b>0</b>	<b>156</b>	<b>276</b>	<b>26</b>	<b>0</b>	<b>302</b>
	AIDS/STD	0	0	0	0	0	0	0	0	4	0	0	4
	6.1 Cancer	0	0	0	0	5	0	0	5	5	0	0	5
	6.2 Paralysis	0	0	0	0	0	0	0	0	2	1	0	3
	6.3 Insanity/Mental Illness	0	0	0	0	35	5	0	40	77	5	0	82
	6.4 Other Prolonged Illness	3	2	0	5	97	14	0	111	188	20	0	208
7	Drug Abuse/Alcoholic Addiction	1	0	0	1	77	0	0	77	142	0	0	142
8	Fall in social reputation	1	0	0	1	3	0	0	3	4	0	0	4
9	<b>Bankruptcy or Indebtedness</b>	<b>1</b>	<b>0</b>	<b>0</b>	<b>1</b>	<b>473</b>	<b>18</b>	<b>0</b>	<b>491</b>	<b>1323</b>	<b>59</b>	<b>0</b>	<b>1382</b>
	9.1 Bankruptcy or Indebtedness due to Loan taken from Financial Institutions like Bank/Registered Micro Financial Institutions	1	0	0	1	381	14	0	395	1071	50	0	1121
	9.2 Due to loan taken from Money Lenders/Non-Financial Institutions	0	0	0	0	43	3	0	46	131	7	0	138
	9.3 Due to loan taken from both Financial Institutions as well as Money Lenders/Non-Financial Institutions	0	0	0	0	49	1	0	50	121	2	0	123
10	Causes Not Known	8	4	0	12	85	7	0	92	117	7	0	124
11	Other Causes	2	2	0	4	91	16	0	107	215	11	0	226
<b>12</b>	<b>Total</b>	<b>31</b>	<b>11</b>	<b>0</b>	<b>42</b>	<b>1396</b>	<b>117</b>	<b>0</b>	<b>1513</b>	<b>3155</b>	<b>177</b>	<b>0</b>	<b>3332</b>

Note: 'M'- refers to Male, 'F'- refers to Female, 'Tr'- refers to Transgender and 'T' – Total

**Table - 2A(C) (Concluded)**  
**Age and Gender - wise Distribution of Suicides Committed by Farmers/Cultivators during 2015**

Sl. No.	Cause	45 yrs.– Below 60 years				60 years & Above				Total			
		M	F	Tr	T	M	F	Tr	T	M	F	Tr	T
(1)	(2)	(15)	(16)	(17)	(18)	(19)	(20)	(21)	(22)	(23)	(24)	(25)	(26)
1	Poverty	31	1	0	32	11	1	0	12	90	2	0	92
2	Property Dispute	24	0	0	24	8	0	0	8	86	0	0	86
3	<b>Marriage Related Issues</b>	<b>15</b>	<b>0</b>	<b>0</b>	<b>15</b>	<b>8</b>	<b>2</b>	<b>0</b>	<b>10</b>	<b>115</b>	<b>42</b>	<b>0</b>	<b>157</b>
	3.1 Non Settlement of Marriage	2	0	0	2	0	0	0	0	24	1	0	25
	3.2 Dowry Related Issues	0	0	0	0	0	0	0	0	4	13	0	17
	3.3 Extra Marital Affairs	0	0	0	0	0	0	0	0	18	2	0	20
	3.4 Divorce	0	0	0	0	0	0	0	0	3	0	0	3
	3.5 Others	13	0	0	13	8	2	0	10	66	26	0	92
4	Family Problems	220	14	0	234	68	9	0	77	853	80	0	933
5	<b>Farming Related Issues</b>	<b>477</b>	<b>24</b>	<b>0</b>	<b>501</b>	<b>153</b>	<b>7</b>	<b>0</b>	<b>160</b>	<b>1494</b>	<b>68</b>	<b>0</b>	<b>1562</b>
	5.1 Failure of Crop (Total)	475	24	0	499	153	7	0	160	1484	68	0	1552
	5.1.1 Due to Natural Calamities	248	13	0	261	100	5	0	105	850	29	0	879
	5.1.2 Due to Other Reasons	227	11	0	238	53	2	0	55	634	39	0	673
	5.2 Inability to Sell	2	0	0	2	0	0	0	0	10	0	0	10
6	<b>Illness</b>	<b>244</b>	<b>15</b>	<b>0</b>	<b>259</b>	<b>114</b>	<b>6</b>	<b>0</b>	<b>120</b>	<b>774</b>	<b>68</b>	<b>0</b>	<b>842</b>
	AIDS/STD	0	0	0	0	0	0	0	0	4	0	0	4
	6.1 Cancer	3	0	0	3	3	0	0	3	16	0	0	16
	6.2 Paralysis	6	0	0	6	2	0	0	2	10	1	0	11
	6.3 Insanity/Mental Illness	42	4	0	46	16	2	0	18	170	16	0	186
	6.4 Other Prolonged Illness	193	11	0	204	93	4	0	97	574	51	0	625
7	Drug Abuse/Alcoholic Addiction	82	0	0	82	28	0	0	28	330	0	0	330
8	Fall in Social Reputation	3	0	0	3	0	0	0	0	11	0	0	11
9	<b>Bankruptcy or Indebtedness</b>	<b>966</b>	<b>35</b>	<b>0</b>	<b>1001</b>	<b>215</b>	<b>7</b>	<b>0</b>	<b>222</b>	<b>2978</b>	<b>119</b>	<b>0</b>	<b>3097</b>
	9.1 Bankruptcy or Indebtedness due to Loan taken from Financial Institutions like Bank/Registered Micro Financial Institutions	755	31	0	786	165	6	0	171	2373	101	0	2474
	9.2 Due to loan taken from Money Lenders/Non-Financial Institutions	88	2	0	90	27	1	0	28	289	13	0	302
	9.3 Due to loan taken from both Financial Institutions as well as Money Lenders/Non-Financial Institutions	123	2	0	125	23	0	0	23	316	5	0	321
10	Causes Not Known	83	1	0	84	20	2	0	22	313	21	0	334
11	Other Causes	155	8	0	163	59	4	0	63	522	41	0	563
<b>12</b>	<b>Total</b>	<b>2300</b>	<b>98</b>	<b>0</b>	<b>2398</b>	<b>684</b>	<b>38</b>	<b>0</b>	<b>722</b>	<b>7566</b>	<b>441</b>	<b>0</b>	<b>8007</b>

Note: Family Problems excludes Marriage Related Issues.

Note: 'M'- refers to Male, 'F'- refers to Female, 'Tr'- refers to Transgender and 'T' - Total



Table – 2A(D)

## Age and Gender - wise Distribution of Suicides Committed by Agricultural Labourers during 2015

Sl. No.	Cause	Below 18 years				18 yrs. – Below 30 years				30 yrs.- Below 45 years			
		M	F	Tr	T	M	F	Tr	T	M	F	Tr	T
(1)	(2)	(3)	(4)	(5)	(6)	(7)	(8)	(9)	(10)	(11)	(12)	(13)	(14)
1	Poverty	0	0	0	0	50	4	0	54	71	3	0	74
2	Property Dispute	3	4	0	7	14	6	0	20	23	5	0	28
3	Marriage Related Issues (Dowry, Non settlement of marriage, divorce/ extra-marital affairs, etc.)	3	0	0	3	27	27	0	54	17	7	0	24
4	Death of Dear Person	0	1	0	1	8	0	0	8	10	0	0	10
5	Family Problems	24	27	0	51	472	101	0	573	581	96	0	677
6	Illness	15	5	0	20	181	31	0	212	263	36	0	299
7	Drug Abuse/Alcoholic Addiction	4	0	0	4	69	2	0	71	118	1	0	119
8	Fall in Social Reputation	0	0	0	0	4	0	0	4	12	0	0	12
9	Bankruptcy or Indebtedness from Financial Institutions	1	0	0	1	23	1	0	24	72	0	0	72
10	Bankruptcy or Indebtedness from Non-Financial Institutions/ Money Lenders	1	0	0	1	15	1	0	16	44	0	0	44
11	Physical Abuse (rape etc.)	0	0	0	0	1	0	0	1	5	0	0	5
12	Causes Not Known	7	6	0	13	57	10	0	67	87	14	0	101
13	Other Causes	10	5	0	15	150	16	0	166	186	17	0	203
14	<b>Total</b>	<b>68</b>	<b>48</b>	<b>0</b>	<b>116</b>	<b>1071</b>	<b>199</b>	<b>0</b>	<b>1270</b>	<b>1489</b>	<b>179</b>	<b>0</b>	<b>1668</b>

Sl. No.	Cause	45 yrs.– Below 60 years				60 years & above				Total			
		M	F	Tr	T	M	F	Tr	T	M	F	Tr	T
(1)	(2)	(15)	(16)	(17)	(18)	(19)	(20)	(21)	(22)	(23)	(24)	(25)	(26)
1	Poverty	37	2	0	39	11	0	0	11	169	9	0	178
2	Property Dispute	23	10	0	33	5	0	0	5	68	25	0	93
3	Marriage Related Issues (Dowry, Non settlement of marriage, divorce/ extra-marital affairs, etc.)	6	2	0	8	1	0	0	1	54	36	0	90
4	Death of Dear Person	5	0	0	5	4	0	0	4	27	1	0	28
5	Family Problems	345	48	0	393	137	12	0	149	1559	284	0	1843
6	Illness	192	29	0	221	107	13	0	120	758	114	0	872
7	Drug Abuse/Alcoholic Addiction	90	0	0	90	28	0	0	28	309	3	0	312
8	Fall in Social Reputation	3	0	0	3	0	0	0	0	19	0	0	19
9	Bankruptcy or Indebtedness from Financial Institutions	42	2	0	44	13	1	0	14	151	4	0	155
10	Bankruptcy or Indebtedness from Non-Financial Institutions/ Money Lenders	35	1	0	36	3	0	0	3	98	2	0	100
11	Physical Abuse (rape etc.)	2	0	0	2	1	0	0	1	9	0	0	9
12	Causes Not Known	54	11	0	65	29	6	0	35	234	47	0	281
13	Other Causes	144	10	0	154	73	4	0	77	563	52	0	615
14	<b>Total</b>	<b>978</b>	<b>115</b>	<b>0</b>	<b>1093</b>	<b>412</b>	<b>36</b>	<b>0</b>	<b>448</b>	<b>4018</b>	<b>577</b>	<b>0</b>	<b>4595</b>

Note: 'M'- refers to Male, 'F'- refers to Female, 'Tr'- refers to Transgender and 'T' – Total

\*\*\*\*\*